









GENERAL DISCOVERY SHEET

QUESTION	ANSWER	ACTIVITY
1. What key is the piece in? (clue: look at key signature and the very last note). 		Play the scale for this key.  Play the home (tonic) and away (dominant) notes for this key.
2. What accidentals does the piece have? 		Find the bar that has the most accidentals and try playing it. 
3. What is the highest note in the piece? What is the lowest note in the piece?		Write down the names of the notes and find them on the piano.
4. How many bars does the piece have? 		Which bars are exactly the same as bar 1? Write down the bar numbers. 
5. Is there a rhythm pattern that appears more than once? Write down the numbers of any bars that has this rhythm.		Write out the rhythm and put the counting underneath. Clap the rhythm whilst counting. Try playing a scale in this rhythm.
6. What is the overall structure (form) of the piece? 		Play the scale for any new key(s) you can spot. 

7. Decide on one or two types of interval to discover throughout your piece by ticking the box/es below (e.g. 3rds and 5ths).

REPEATED NOTE	2ND (STEP)	3RD (SKIP)	4TH	5TH	6TH	7TH	8TH
<input type="checkbox"/>	<input type="checkbox"/>	<input type="checkbox"/>	<input type="checkbox"/>	<input type="checkbox"/>	<input type="checkbox"/>	<input type="checkbox"/>	<input type="checkbox"/>